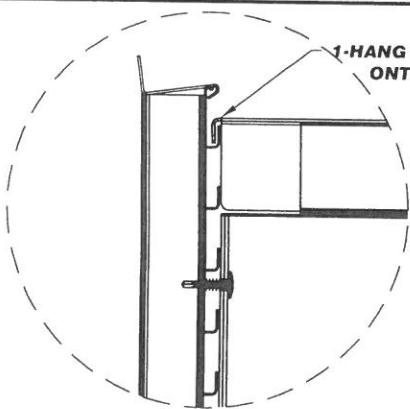


UNIWEB INC.
We Create Space

222 So. Promenade Ave. Corona Ca, 92879 (951) 279-7999 1-800-4-UNIWEB UNIWEBINC.COM

DESIGNED BY: MD	SALESMAN:	APPROVED BY:	REF. NO:	DATE: 6-2-14	SCALE:
C2 FULL-CABINET ELECTRONIC LOCK					
INSTALLATION					REV: 1 OF 1

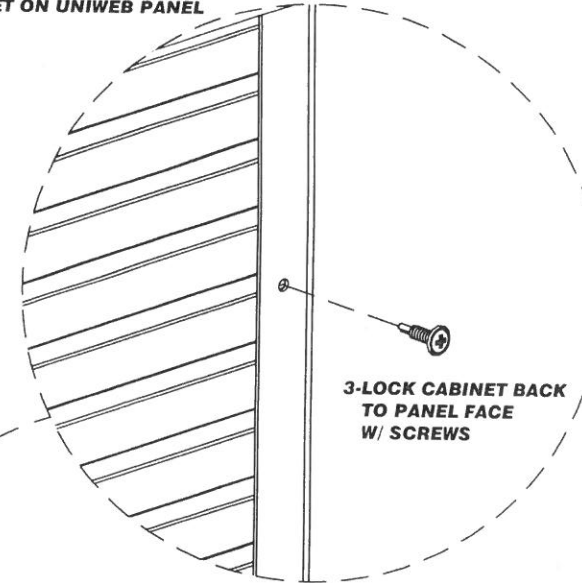
M:\CADDRAWINGS\Customers\Uniweb\Install\MetalC2_Electronic_Install.dwg 6/2/2014 12:31:08 PM mary



**1-HANG CABINET FROM TOP
ONTO UNIWEB PANEL**

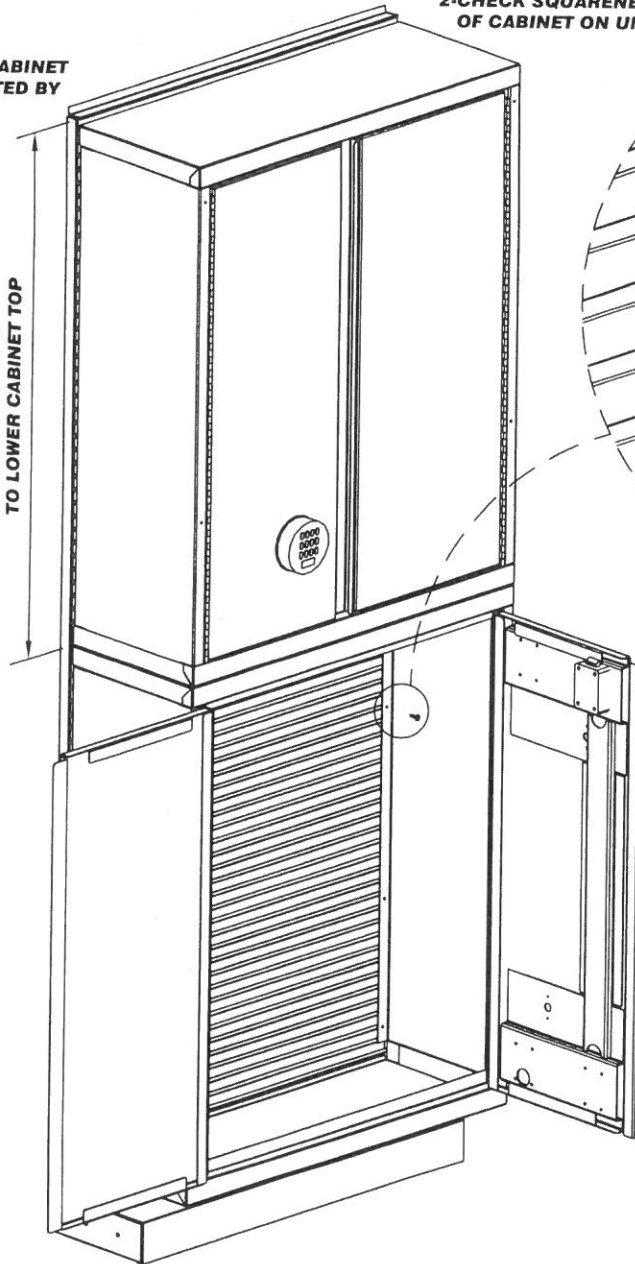
**NOTE: ENTIRE BACK OF CABINET
MUST BE SUPPORTED BY
UNIWEB PANEL**

**2-CHECK SQUARENESS
OF CABINET ON UNIWEB PANEL**



**3-LOCK CABINET BACK
TO PANEL FACE
W/ SCREWS**

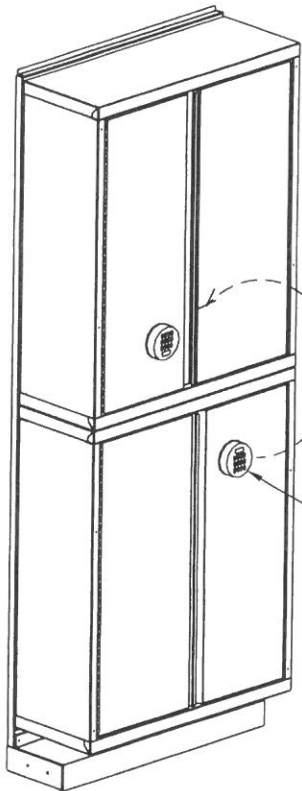
**39-1/2"
FROM PANEL TOP
TO LOWER CABINET TOP**



**FOR TANDEM INSTALL
HALF-CABINET
ROTATES FROM LOWER POSITION
TO UPPER POSITION**

**SEE SECURAM INSTRUCTION MANUAL
FOR CORRECT OPERATION**

DEFAULT CODE: 1,2,3,4,5,6



UNIWEB INC.

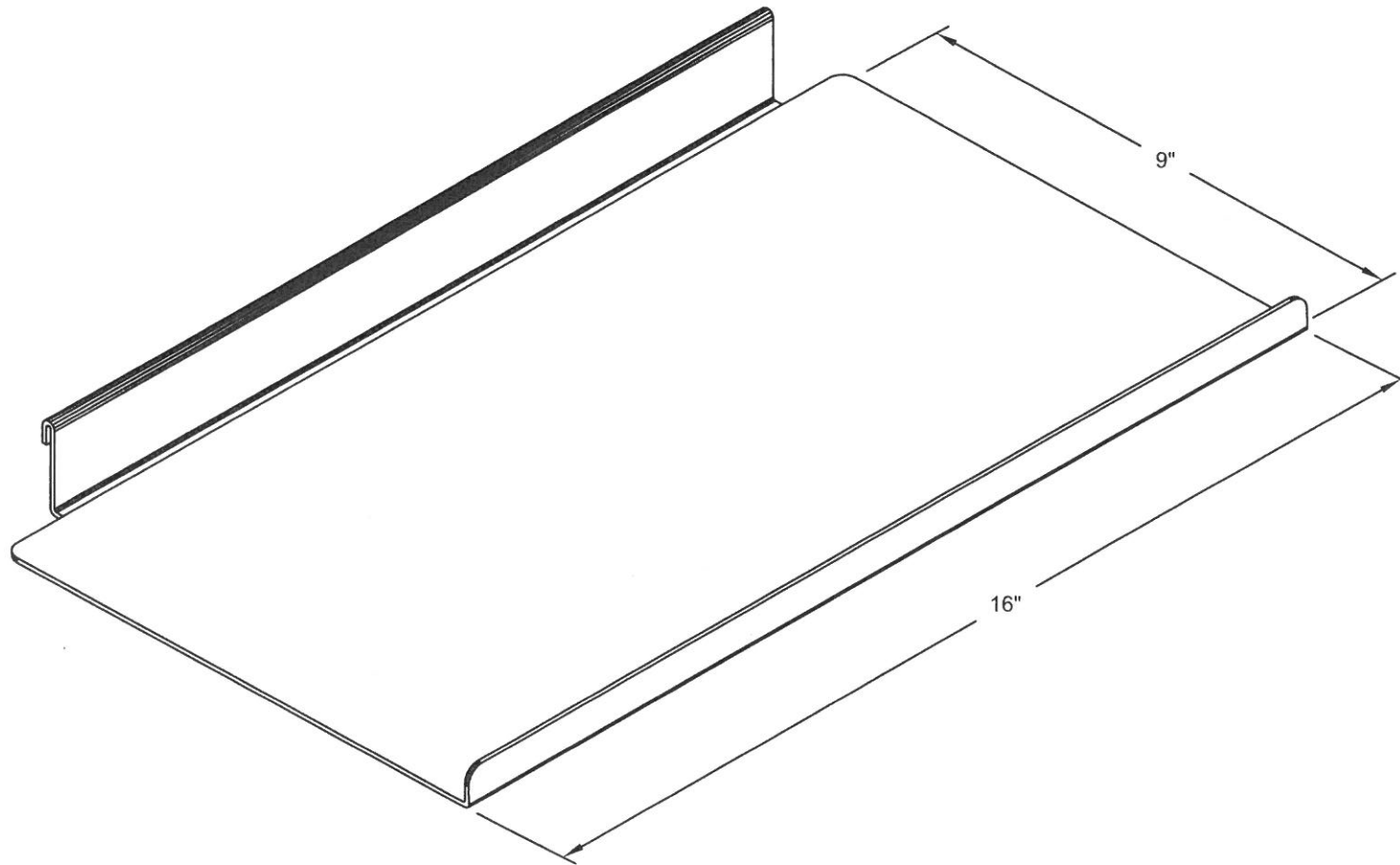
We Create Space

222 So. Promenade Ave. Corona Ca, 92879 (951) 279-7999 1-800-4-UNIWEB UNIWEBINC.COM

DESIGNED BY: MD	SALESMAN:	APPROVED BY:	REF. NO:	DATE: 6-2-14	SCALE:
--------------------	-----------	--------------	----------	-----------------	--------

**C2 HALF-METAL CABINET
TANDEM INSTALLATION**

REV: 1 OF 1



M:\CADD\DRAWINGS\Intfsy_Parts\Metal Shelf\1 SHLE-15-812X09.dwg, 8/14/2014, 1:06:44 PM, mady

UNIWEB INC.
We Create New Space

222 So. Promenade Ave. Corona Ca, 92879 (951) 279-7999 1-800-4-UNIWEB UNIWEBINC.COM

PART NUMBER:	DESIGNED BY:	DATE:	SCALE:
	JD	7-17-14	NTS
C-2 SHELF 16" X 9"			